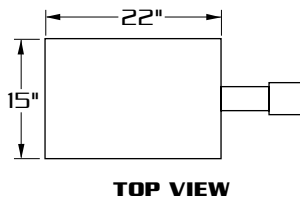
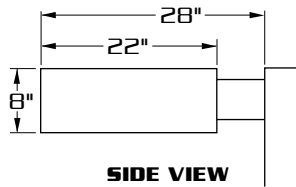



VERSALUX-SEG

[400 WATT MAX.]



E.P.A.= 1.72



WM



1



2-180



2-90



3-90



3-120



4-90

SPECIFICATIONS

- HOUSING:** ONE PIECE HEAVY GAUGE DIE FORMED ALUMINUM CONSTRUCTION WITH SEPARATE BALLAST COMPARTMENT.
- LENS ASS'Y:** ONE PIECE HINGED HEAVY GAUGE DIE FORMED ALUMINUM DOOR FRAME SURROUNDS 3/16" CLEAR TEMPERED GLASS LENS. GLASS IS SEALED TO DOOR WITH HIGH TEMPERATURE SILICONE SEAL. TWO CAPTIVE THUMB SCREWS DISENGAGE LENS ASSEMBLY FROM HOUSING WITHOUT THE USE OF TOOLS.
- OPTICS:** PRECISE, COMPUTER DESIGNED SPECULAR SEGMENTED SIDE REFLECTORS WITH AN AUXILIARY HAMMER TONE PATTERNED TOP REFLECTOR COMBINES WITH LENS TO PRODUCE AN EXTREMELY EFFICIENT SHARP CUTOFF.
- GASKETING:** CLOSED CELL EPDM GASKETING COMPRESSED BETWEEN DOOR AND HOUSING SEALS OPTICAL CHAMBER.
- LAMP HOLDER:** MOGUL BASE PORCELAIN.
- LAMP:** (BY OTHERS)
- BALLAST:** H.P.F./C.W.A. AUTOTRANSFORMER. -20° STARTING TEMPERATURE. ELECTRICAL COMPONENTS ARE MOUNTED TO HINGED REMOVABLE TRAY FOR EASY ACCESS.
- ARM:** 3"X5"X6" LONG HEAVY WALL EXTRUDED ALUMINUM. ARM IS SECURED TO HOUSING AND TO POLE WITH STAINLESS STEEL RODS.
- FINISH:** POLYESTER POWDER COAT-STATE OF THE ART 20 PSI PRESSURE POWER WASH AT 140° TEMPERATURE INCORPORATES FOUR STEP IRON PHOSPHATE PROCESS TO CLEANSE AND PRETREAT THE METAL SURFACE FOR MAXIMUM PAINT ADHESION. ELECTROSTATICALLY APPLIED TEXTURED POLYESTER POWDER TOP COAT IS BAKED AT 400° TEMPERATURE FOR MAXIMUM HARDNESS AND EXTERIOR DURABILITY.

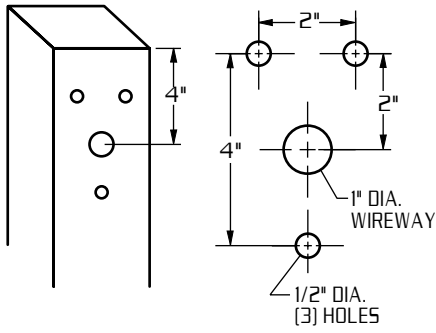


7900 CLYBOURN AVENUE, SUN VALLEY, CA. 91352
(818) 767-3031 (323) 875-1136

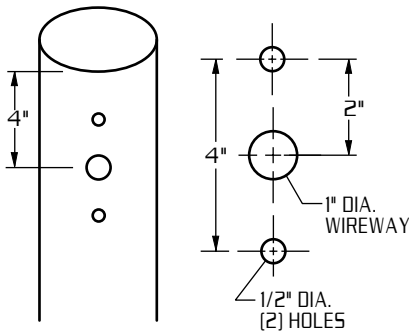
FAX NO. (818) 767-4631
www.usaltg.com

A2-3

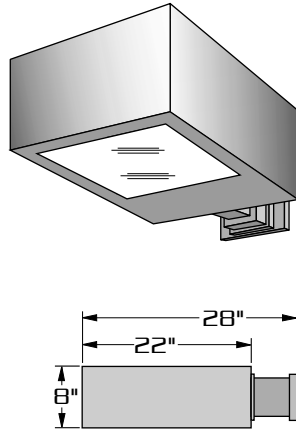
TYPICAL SQUARE POLE TEMPLATE



TYPICAL ROUND POLE TEMPLATE

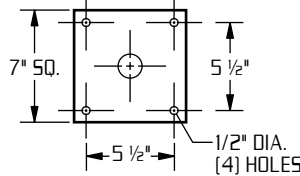


WALL MOUNT

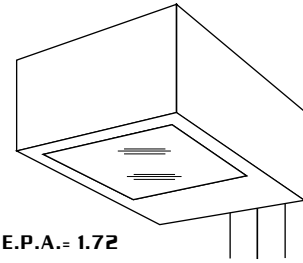


EXTRUDED ALUMINUM ARM AND CAST ALUMINUM WALL BRACKET ASSEMBLY PROVIDED WITH BUILT IN GASKETED WIRE ACCESS FOR FIXTURE/SUPPLY WIRE CONNECTION.

WALL PLATE



**LAMP SIZE:
100 - 400 WATT**



E.P.A. = 1.72

RECTILINEAR HEAVY GAUGE ALUMINUM HOUSING.

FIELD ROTATABLE OPTICS, SEALED OPTICAL CHAMBER.

HINGED BALLAST TRAY, WITH QUICK DISCONNECT PLUG FOR EASY ACCESS TO HPF/CWA AUTOTRANSFORMER.

TOOLESS LUMINAIRE ACCESS.

ORDERING INFORMATION

MODEL NO. : VRS-SEG	OPTICS	WATTAGE TYPE VOLTAGE	MOUNTING	FINISH	OPTIONS
MODEL NO. : VRS-SEG	OPTICS	LAMP	MOUNTING	FINISH	OPTIONS
VRS-SEG	<input type="checkbox"/> TYPE III III.....	<input type="checkbox"/> 400 <input type="checkbox"/> HPS <input type="checkbox"/> 120	<input type="checkbox"/> 1	<input type="checkbox"/> DARK BRONZE DBM	<input type="checkbox"/> CLEAR POLYCARBONATE DIFFUSER LX
	<input type="checkbox"/> TYPE IV (FORWARD THROW) IV.....	<input type="checkbox"/> 250 <input type="checkbox"/> MH <input type="checkbox"/> 208	<input type="checkbox"/> ST 23 (TO FIT OVER 2 3/8" O.D. ARM)	<input type="checkbox"/> MEDIUM BRONZE MBM	<input type="checkbox"/> HOUSE SIDE SHIELD HS
	<input type="checkbox"/> TYPE V V-SQ.....	<input type="checkbox"/> 200 <input type="checkbox"/> MV <input type="checkbox"/> 240	<input type="checkbox"/> ADJUSTABLE KNUCKLE <input type="checkbox"/> NKLE23 (TO FIT OVER 2 3/8" O.D.)	<input type="checkbox"/> BLACK BKM	<input type="checkbox"/> PHOTO CELL + VOLTAGE (EXAMPLE: PC120V) PC+V
		<input type="checkbox"/> 175 <input type="checkbox"/> 277	<input type="checkbox"/> WALL MOUNT <input type="checkbox"/> WM	<input type="checkbox"/> WHITE WTM	<input type="checkbox"/> TWIST LOCK PHOTO CELL+VOLTAGE (EXAMPLE TPC120V) TPC+V
	<input type="checkbox"/> 150 <input type="checkbox"/> 480		<input type="checkbox"/> SILVER SLM	<input type="checkbox"/> TWIST LOCK RECEPTACLE ONLY TPR	
	<input type="checkbox"/> 100 <input type="checkbox"/> MT	METAL HALIDE UNITS ONLY USE ED28 LAMP FOR 400 W. USE MEDIUM BASE LAMP FOR 100 W.	<input type="checkbox"/> NKLE27 (TO FIT OVER 2 7/8" O.D.)	<input type="checkbox"/> SINGLE FUSE (120V., 277V) SF	
			SEE ACCESSORIES SECTION FOR ST23 AND NKLE DETAILS	<input type="checkbox"/> DOUBLE FUSE (208V., 240V) DF	
				OPTION: <input type="checkbox"/> ANODIZED AZ ANODIZED HOUSING MUST HAVE PAINT FINISH COAT EXAMPLE: AZDBM SEE PAGE 3 FOR ADDITIONAL COLORS	



7900 CLYBOURN AVENUE, SUN VALLEY, CA. 91352
(818) 767-3031 (323) 875-1136

FAX NO. (818) 767-4631
www.usaltg.com